



## Intermediate frequency inverter spot welder JIDW-1000+220

Our Product Introduction

### Basic Information

- Place of Origin: Guangdong, China
- Brand Name: Jin Hongxiang
- Certification: CE
- Model Number: JIDW-1000+220
- Minimum Order Quantity: 1 set
- Price: Negotiable
- Packaging Details: Export safety wooden case
- Delivery Time: 5-10 working days. Or negotiation
- Supply Ability: 50 Set/Sets per Month



### Product Specification

- Product Name: Spot Welder
- Applicable Industries: Building Cover Plate, Railway / Road Guardrail, Pet Cage, Storage Rack, Net Basket
- Rated Capacity: 220KVA
- Usage: Welding, Multi-point Welding
- Voltage: 380V, 50Hz
- Key Selling Points: Taiwan's Water-cooled Wet Control Transformer Will Not Be Affected By Overload
- Weight (KG): 500KG
- Control System: Touch Electric Box Control
- Cylinder Stroke: 50MM
- Nominal Frequency: 50/60HZ
- Feature: Sufficient Power, Beautiful Welding, Firm And Fast Response
- Port: Shenzhen, China

for more products please visit us on [wire-bendingmachine.com](http://wire-bendingmachine.com)

## Product Description

### Intermediate frequency inverter spot welder JIDW-1000+220



Medium frequency welding is widely used in automobile industry with high welding requirements, and automobile nuts can be welded




Spot welding electrode,



The spot welding electrode is composed of copper through water+electric welding head. Water cooling cycle can be carried out, which can protect the electrode and enhance the welding time. Different welding points require different welding joints.

## 电阻焊电极头



### Comparison between medium frequency DC resistance welding controller and AC control

1. When AC current passes through the welding area, it will diverge due to the surface effect. On the contrary, the medium frequency welder outputs DC current with very small ripple. The welding area has a "bunching effect" towards the center. It can concentrate the welding heat and reduce the heat affected zone around the welding point. This feature is particularly important for the welding of multilayer plates and thick plates;
2. The AC welding machine adopts the AC chopping mode, so it has the characteristics of discontinuous current and high current peak, which causes the AC welding machine to weld. It is easy to produce a lot of spatter during the welding process, which will damage the surface of the weldment and bring a lot of work to the manufacturer. The medium frequency DC welding machine outputs continuous DC current, with stable current and high control accuracy. In addition, the bunching effect of DC current ensures that there is little or no spatter during welding.
3. The medium frequency DC controller outputs DC current with very small ripple, without zero crossing effect, so it has irreplaceable advantages in light alloy, heat-resistant steel, precision parts, high-speed seam welding and occasions with high requirements for welding quality.

### Performance characteristics

The medium frequency DC resistance welding controller has the following advantages:  
It is especially suitable for the precise connection of copper, aluminum, nickel, molybdenum, tungsten, manganese, gold, silver and other non-ferrous and precious metals. It is widely used in battery plants, electric light source plants, automobiles, medical devices, photoelectric communication plants, micro motor plants, and chip inductors and coils of high-temperature enamelled wire / ultra-fine enamelled wire (minimum 0.02mm) with high customer requirements, Metal wire welding, nickel cup, cutting wire welding, CCFL welding, fuse, filament welding, etc.

1. When AC current passes through the welding area, it diverges due to the surface effect. On the contrary, the DC current with small ripple output from the medium frequency welder has a "cluster effect" to the center when passing through the welding area. It can concentrate the welding heat and reduce the heat affected zone around the welding joint. This feature is particularly important for the welding of multi-layer plates and thick plates;
2. The output of medium frequency DC welder is continuous DC, with stable current and high control accuracy. Coupled with the bunching effect of DC, it can ensure that there is little or no spatter in the welding process.
3. The medium frequency DC controller outputs DC current with very small ripple and no zero crossing effect. Therefore, it has irreplaceable advantages in light alloy, heat-resistant steel, precision parts, high-speed seam welding and occasions with high welding quality requirements.

#### Other names

Spot welding machine,  
automobile nut spot welding machine,  
machine, stainless steel spot welding machine

medium frequency spot welding machine,  
copper plate spot welding machine,

welding machine,,  
galvanized plate spot welding

#### Product Description

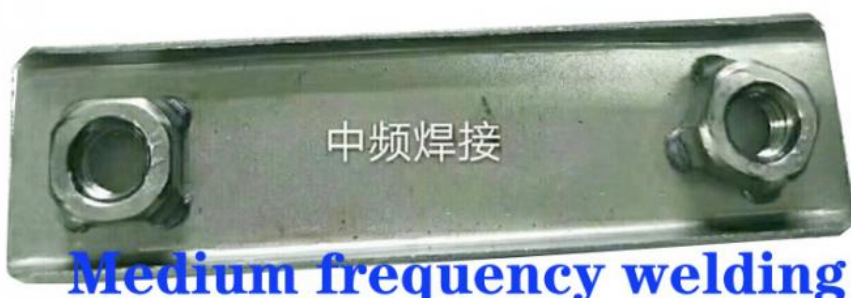
##### Performance characteristics

1. According to the different welded products, the cylinder is adjustable, with a diameter of 120MM. The stroke is adjustable, and the welding is aimed at different products, which can better control the welding effect.




Comparison of medium frequency and power frequency welding effects

Weld nuts with an intermediate frequency welder





## 中频控制器+电源 If controller + power supply



### 3.Functions of electric cabinet

1. Output power frequency: 1kHz ~ 4kHz;
2. Programmable up to 32 sets of welding specifications;
3. Three stage heating process: preheating, welding and tempering; In the welding section, you can define increasing and decreasing sections and cycle times;
4. Programmable output I / O port: programmable 3-segment output to better adapt to PLC, robot, etc;
5. Counting systems such as solder joint counting, number of workpieces, packing number and electrode grinding counting are convenient for output management;
6. Communication and BCD code control function: it can be externally connected with industrial computer, PLC and other equipment to realize remote control and automatic management;
7. The secondary coil feeds back the secondary welding current in real time and participates in the closed loop to realize more accurate welding current control;
8. Copy function of welding specification and process parameters to set specification parameters conveniently and quickly;
9. The welding current recording function records the welding



Technical parameters:

Model	Rated power KVA	Input voltage V	Nominal frequency HZ	Maximum short circuit current A	Recommended maximum welding current A	Arm length MM	Electrode travel MM	Cooling water volume	Weight KG
JIDW-400+90	90	380*3	1000	20000	Spot welding15000/ row welding10001	400	50	10	350
JIDW-600+120	120	380*3	1000	30000	Spot welding20000/ row welding15000	400	50	10	400
JIDW-800+180	180	380*3	1000	40000	Spot welding30000/ row welding25000	400	50	10	430
JIDW-1000+220	220	380*3	1000	50000	Spot welding35000/ row welding28000	400	50	12	460
JIDW-1200T+240	240	380*3	1000	55000	Spot welding42000/ row welding28000	400	50	12	500
JIDW-1200T+350	350	380*3	1000	55000	Spot welding45000/ row welding35000	400	50	12	530

#### After sales service:

1 year quality, lifelong maintenance, lifelong technical guidance.

#### Warm tip:

**our products are constantly upgrading and adjusting.**

**If the pictures displayed are different from the real object,**

**the real object shall prevail, and will be confirmed when placing the order.**



**Dongguan Jinghongxiang Automation Equipment Co., Ltd.**



13925780098



jhx16888@gmail.com



wire-bendingmachine.com

No. 78, Shangzhong Road, Shangdi Industrial Zone, Liaobu Town, Dongguan, Guangdong, China